


Volume Profile: The Insider Guide to Trading

Volume Profile is a powerful trading tool that helps traders identify areas of support and resistance, as well as potential trading opportunities. This guide will teach you everything you need to know about Volume Profile, from the basics to advanced trading strategies.



VOLUME PROFILE: The Insider's Guide to Trading

by Trader Dale

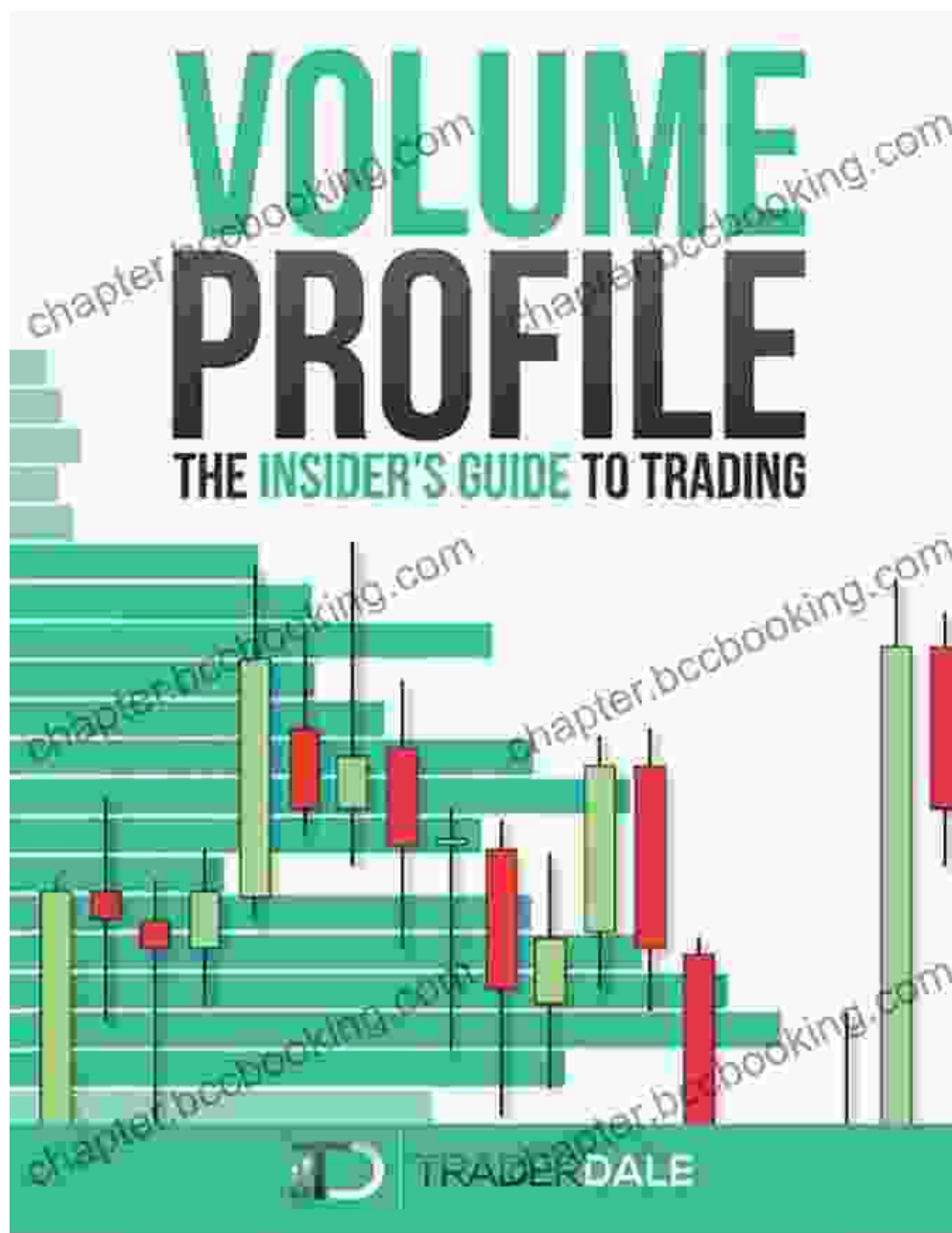
★★★★☆ 4.4 out of 5

Language : English
File size : 70797 KB
Text-to-Speech : Enabled
Screen Reader : Supported
Enhanced typesetting : Enabled
X-Ray : Enabled
Word Wise : Enabled
Print length : 197 pages
Lending : Enabled



What is Volume Profile?

Volume Profile is a technical analysis tool that plots the volume of traded shares at each price level. This creates a profile that shows the distribution of volume throughout a trading day or other time period. Volume Profile can be used to identify areas of support and resistance, as well as potential trading opportunities.



How to Use Volume Profile

There are a few different ways to use Volume Profile in your trading. One common method is to identify areas of support and resistance. Support is a price level where the price has difficulty falling below, while resistance is a price level where the price has difficulty rising above. Volume Profile can

help you identify these levels by showing you where there is a concentration of volume at a particular price.


Another way to use Volume Profile is to identify potential trading opportunities. When the price is trading near a support or resistance level, it is often a good time to look for a trading opportunity. If the price breaks through a support or resistance level, it can be a sign that a new trend is starting.

Advanced Volume Profile Trading Strategies

There are a number of advanced Volume Profile trading strategies that you can use to improve your trading results. Some of these strategies include:

- **Volume Profile Accumulation and Distribution:** This strategy involves identifying areas where there is a concentration of volume at a price level. This can be a sign that a new trend is starting.
- **Volume Profile Reversal Patterns:** This strategy involves identifying patterns in the Volume Profile that can indicate a reversal in the trend.
- **Volume Profile Breakout Trading:** This strategy involves trading breakouts of support and resistance levels. Volume Profile can help you identify these levels by showing you where there is a concentration of volume at a particular price.

Volume Profile is a powerful trading tool that can help you identify areas of support and resistance, as well as potential trading opportunities. This guide has taught you everything you need to know about Volume Profile, from the basics to advanced trading strategies. Now it is up to you to put this knowledge into practice and start improving your trading results.



VOLUME PROFILE: The Insider's Guide to Trading

by Trader Dale

★★★★☆ 4.4 out of 5

Language : English
File size : 70797 KB
Text-to-Speech : Enabled
Screen Reader : Supported
Enhanced typesetting : Enabled
X-Ray : Enabled
Word Wise : Enabled
Print length : 197 pages
Lending : Enabled



Uncover the Thrilling Mystery in "It Ain't Over, Cole Srexx"

Prepare yourself for a literary journey that will leave you breathless and yearning for more! "It Ain't Over, Cole Srexx" is a gripping mystery...



How to Stay True to Yourself and Stand Out From the Crowd

In a world that constantly bombards us with messages telling us who we should be and what we should do, it can be difficult to stay true to ourselves....